


Abodo Clear Vertical Grain (CVG) Cladding - Fine Sawn Face


reSAWN TIMBER co.'s Abodo Fine Sawn Face Vulcan Cladding provides a unique, textured surface with beautiful grain depth. This fine sawn texture opens the wood grain to allow for optimal coating performance. Vulcan thermally modified wood cladding is created from New Zealand plantation timbers and engineered with a patented vertical grain orientation for superior weathering characteristics. All products except for EGRET and STERLING are finished with Abodo Protector Oil. EGRET and STERLING are finished with reSAWN's 0-VOC Exterior Oil.



NERO
EXTERIOR CLADDING



WALNUT
EXTERIOR CLADDING



TEAK
EXTERIOR CLADDING



GRAPHITE
EXTERIOR CLADDING



NATURAL
EXTERIOR CLADDING
(WEATHERED 2 MONTHS)



PEARL
EXTERIOR CLADDING



STRAW
EXTERIOR CLADDING



EGRET
EXTERIOR CLADDING & INTERIOR
WALL/CEILING CLADDING
(WEATHERED 2 MONTHS)



STERLING
EXTERIOR CLADDING & INTERIOR
WALL/CEILING CLADDING



PATINA
EXTERIOR CLADDING
(WEATHERED 2 MONTHS)



SiOO:X
EXTERIOR CLADDING
(PRE-WEATHERED)

Disclaimer: Product photos are meant to be a general guide to product appearance only. Due to our handcrafted process and wood being a product of nature, the color, grain pattern, character and profile will vary between individual boards on a project and will never be an exact match. Images shown with 2 coat application. Colors are subject to natural weathering. Wood cladding needs UV exposure in order to achieve the weathered look. Contact reSAWN for weathering guidelines.

Abodo Clear Vertical Grain (CVG) Cladding - Smooth Face


reSAWN TIMBER co.'s Abodo Smooth Face Vulcan Cladding is made using a proprietary brushing technique during manufacturing. Brushing the material opens the wood grain to allow for optimal coating performance. Vulcan thermally modified wood cladding is created from New Zealand plantation timbers and engineered with a patented vertical grain orientation for superior weathering characteristics. The brushing technique also provides a smooth, modern texture on the face of this unique clear vertical grain modified wood. All products except for OSPREY and KERERŪ are finished with Abodo Protector Oil. OSPREY and KERERŪ are finished with reSAWN's 0-VOC Exterior Oil.




TUI
EXTERIOR CLADDING



WARBLER
EXTERIOR CLADDING



WEKA
EXTERIOR CLADDING



MYNAH
EXTERIOR CLADDING



KāREAREA
EXTERIOR CLADDING
(WEATHERED 2 MONTHS)



KERERŪ
EXTERIOR CLADDING & INTERIOR
WALL/CEILING CLADDING



OSPREY
EXTERIOR CLADDING & INTERIOR
WALL/CEILING CLADDING
(WEATHERED 2 MONTHS)

Disclaimer: Product photos are meant to be a general guide to product appearance only. Due to our handcrafted process and wood being a product of nature, the color, grain pattern, character and profile will vary between individual boards on a project and will never be an exact match. Images shown with 2 coat application. Colors are subject to natural weathering. Wood cladding needs UV exposure in order to achieve the weathered look. Contact reSAWN for weathering guidelines.

Abodo Clear Vertical Grain (CVG) Cladding - Flat Sawn Face

reSAWN TIMBER co.'s Abodo Flat Sawn Face Vulcan Cladding provides a high-performing exterior cladding with a unique aesthetic. The thermal modification process means Flat Sawn Vulcan Cladding has enhanced stability, reduced resin content, and is naturally durable so does not require any chemical preservatives.




TAUHARA
EXTERIOR CLADDING




CALDERA
EXTERIOR CLADDING



TARANAKI
EXTERIOR CLADDING



GISBORNE
EXTERIOR CLADDING
(WEATHERED 2 MONTHS)



CANTERBURY
EXTERIOR CLADDING



MANAWATU
EXTERIOR CLADDING
(WEATHERED 2 MONTHS)



WAIKATO
EXTERIOR CLADDING
(WEATHERED 2 MONTHS)

Disclaimer: Product photos are meant to be a general guide to product appearance only. Due to our handcrafted process and wood being a product of nature, the color, grain pattern, character and profile will vary between individual boards on a project and will never be an exact match. Images shown with 2 coat application. Colors are subject to natural weathering. Wood cladding needs UV exposure in order to achieve the weathered look. Contact reSAWN for weathering guidelines.

Abodo Light Character (LC) Cladding - Fine Sawn Face

reSAWN TIMBER co.'s Abodo Fine Sawn Face Vulcan Cladding provides a unique, textured surface with beautiful grain depth. This fine sawn texture opens the wood grain to allow for optimal coating performance. Vulcan thermally modified wood cladding is created from New Zealand plantation timbers and engineered with a patented vertical grain orientation for superior weathering characteristics.

This grade features a light, natural character with some knots, resin pockets, and other natural wood elements. It includes a mix of clear lengths along with naturally occurring features.

Light Character is available in the following finishes: WALNUT, STRAW, TEAK, NATURAL, PEARL, PATINA, GRAPHITE, and NERO.



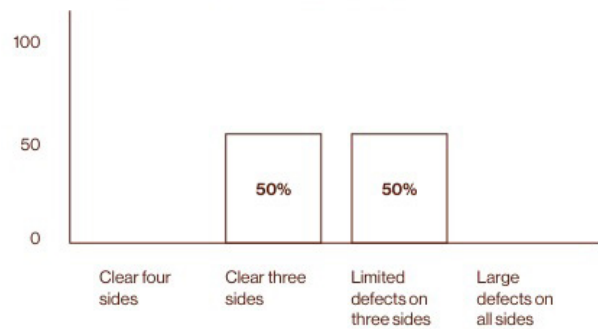
LIGHT CHARACTER GRADE INFORMATION

Potential minimal defects include:

- Sound knots singly and in combination up to one third of the board width only
- Resin pockets less than 1/4" wide x 2-1/2" long, three per board
- Glue voids less than 1/4" wide x 2" long, one per board
- Surface checks less than 8" long
- Spike knots, inter-grown up to 3/4" wide
- Tight encased knots maximum 1-1/4" wide
- Limited sap stain and limited character-related edge defects
- Very limited bow, crook, cup, and twist
- No pith, through-holes or wane

Laminated cladding boards may have mill skip and machining defects present on the back of the boards. Laminated cladding boards may have one under-thickness lamina up to 3/16" depth on the backs of the boards, provided the function of the product is not compromised (ie: boards fit together correctly and sit flat on a wall).

Indicative percentage of lengths per grade



UNFINISHED LIGHT CHARACTER



UNFINISHED CLEAR VERTICAL GRAIN

Disclaimer: Product photos are meant to be a general guide to product appearance only. Due to our handcrafted process and wood being a product of nature, the color, grain pattern, character and profile will vary between individual boards on a project and will never be an exact match. Images shown with 2 coat application. Colors are subject to natural weathering. Wood cladding needs UV exposure in order to achieve the weathered look. Contact reSAWN for weathering guidelines.

OVERVIEW:

- Vulcan thermally modified wood cladding is created from New Zealand plantation timber for superior weathering characteristics.
- The thermal modification process means Vulcan Cladding has superior stability and reduced resin content.
- It's naturally durable so it doesn't require any chemical preservatives, and has a beautiful, consistent brown tone.
- Abodo Vulcan Cladding is suitable for EXTERIOR applications only with the exception of STERLING, OSPREY, EGRET, and KERURŪ which can be used on the exterior and interior walls, ceilings, and millwork (not suitable for flooring).

PRODUCT SPECIFICATIONS:

- Wood species: Thermally Modified Radiata Pine (Pinus Radiata).
- Durability Class 1 (EN350-1), Class 2 above ground (AS5604).
- Outstanding dimensional stability, resulting in lower maintenance frequency and therefore less coating over the lifetime of the product.
- All Abodo wood is produced from well managed sustainable sources including FSC® and other regionally certified woods. reSAWN TIMBER co. holds FSC® Chain of Custody Certification.
- Carbon negative footprint: Each square foot of Vulcan Cladding stores ~2lbs of carbon. Abodo wood is an environmentally compatible substitute for carbon intensive materials.
- Environmentally compatible: 100% recyclable and reusable, naturally renewable.
- Warranty: 15 years against fungal decay (subject to terms and conditions).
- Moisture content: Approx. 7% MC (+/-2%) at time of shipping - does not require acclimation prior to installation.
- Hardness: Low (710 lbf) Janka.
- Density: ~ 26 lbs/ft³
- Weight: 2 lbs/sf (light weight cladding)
- Thermal properties: ~ 0.11 W/(mK)
- pH (indicative): ~3.9
- Low VOC (85 g/l) for GRAPHITE, GRAPHITE LC, MYNAH, NERO, NERO LC, PATINA, PATINA LC, PEARL, PEARL LC, STRAW, STRAW LC, TEAK, TEAK LC, TUI, WALNUT, WALNUT LC, WARBLER, WEKA, NATURAL, NATURAL LC, and KĀREAREA
- 0 VOC for STERLING, OSPREY, EGRET, and KERURŪ
- ASTM D5824 - Delamination Resistance
- ASTM D4442 - Moisture Content
- SFM 12-7A-1 - WUI Exterior Wall Siding and Sheathing
- Cal Fire Building Material List No. 8140-2379:0001

VULCAN CLADDING VERTICAL GRAIN SPECS:

- Expected dimensional change in structure: Width expansion approx. 2%, length expansion approx. 0.25%, thickness expansion approx. 2.5% (from 7% MC to fiber saturation - variation will occur between boards).
- Vulcan Vertical Grain cladding is approx. 50% more stable than flat sawn Radiata Pine.
- Grade: Clear Vertical Grain Orientation

VULCAN CLADDING FLAT SAWN SPECS:

- Expected dimensional change in structure: Width expansion approx. 2%, length expansion approx. 0.25%, thickness expansion approx. 2.5% (from 7% MC to fiber saturation - variation will occur between boards).
- Vulcan Flat Sawn cladding is approx. 30% more stable than flat sawn Radiata Pine.
- Grade: Select

INTERIOR RATINGS

- Class Rating*: C (ASTM E84)
- Flame Spread Index*: 85 (ASTM E84)
- Smoke Developed Index*: 180 (ASTM E84)



All Abodo designs are FSC® certified

Declare.



All Abodo designs are Red List Free

** All data provided by 3rd party testing by QAI Laboratories done for Abodo Wood. Contact reSAWN TIMBER co. for more information.

PRODUCT HANDLING:

- Wear dust mask and eye protection when cutting timber.
- Do not burn cladding that is treated for insect resistance. Dispose of off-cuts in lined land fill or an approved furnace.

MAINTENANCE:

- Wash down every 12 months with gentle detergent, warm water and a soft brush.
- If possible, it is recommended to apply an additional coat of oil after approx. 12 months of weathering.
- Make a maintenance check every two summers. Check all cladding, connections, flashings, trims and replace or remediate as required to maintain weather tightness of the cladding system.
- Re-coat every 2-3 years or as required to maintain color and integrity of coating. Re-coat period may be longer or shorter depending on climatic conditions and/or positioning of cladding to the sun. Preparation with mild oxalic timber cleaner is recommended prior to coating.
- For heavily soiled or moldy areas use mild oxalic timber cleaner, apply active moldicide and recoat with penetrating oil.
- Contact reSAWN TIMBER co. for more information on maintenance and weather of products.

APPLICATIONS:

- EXTERIOR cladding
- INTERIOR cladding (STERLING, OSPREY, EGRET and KERURŪ)

FINISH SPECS:

- GRAPHITE, GRAPHITE LC, MYNAH, NERO, NERO LC, PATINA, PATINA LC, PEARL, PEARL LC, STRAW, STRAW LC, TEAK, TEAK LC, TUI, WALNUT, WALNUT LC, WARBLER, WEKA, NATURAL, NATURAL LC, TAUHARA, CALDERA, TARANAKI, GISBORNE, CANTERBURY, MANAWATU, WAIKATO and KāREAREA are finished on face only, sealed on back & 2 long edges. 1-coat of finish is factory applied; the second coat needs to be applied to the face only on site by the installer post-install
- STERLING, OSPREY, EGRET and KERURŪ are finished on the FACE only for INTERIOR applications
- STERLING, OSPREY, EGRET and KERURŪ are finished on face only, sealed on back & 2 long edges for EXTERIOR application
- SiOO:X is finished on face only, sealed on back & 2 long edges (not appropriate for interior applications)

INSTALL GUIDELINES:

- Rear ventilation is vital to minimize swelling & shrinking
- EXTERIOR - contact reSAWN at 215-709-2001 or sales@resawntimberco.com
- INTERIOR (STERLING, OSPREY, EGRET and KERURŪ only) - available at resawntimberco.com

POSSIBLE LEED CREDITS (V4.1)

- Materials & Resources, Sourcing of Raw Materials (FSC®-Certified)
- Materials & Resources, Material Ingredients, Material Ingredient Reporting (Declare Label)

PACKAGING AND FREIGHT:

- All shipments are carefully packaged on 12'-16'+ pallets (Not boxed or bundled)

CLEAR VERTICAL GRAIN (CVG) GRADE

- Limited fleck, limited sap stain, limited character-related edge defect
- Very limited bow, crook, cup, and twist
- Small tight knot <1/4" diameter
- Resin or bark pocket <1/8" wide x 1-1/4" wide
- Checking less than 2" long

Laminated cladding boards (CVG only) may have one under-thickness lamina up to 3/16" depth on the back of the board, provided the function of the product is not compromised (ie: boards fit together correctly and sit flat on a wall).

LIGHT CHARACTER (LC) GRADE

Potential minimal defects include

- Sound knots singly and in combination up to one third of the board width only
- Resin pockets less than 1/4" wide x 2-1/2" long, three per board
- Glue voids less than 1/4" wide x 2" long, one per board
- Surface checks less than 8" long
- Spike knots, inter-grown up to 3/4" wide
- Tight encased knots maximum 1-1/4" wide
- Limited sap stain and limited character-related edge defects
- Very limited bow, crook, cup, and twist
- No pith, through-holes or wane

Laminated cladding boards may have mill skip and machining defects present on the back of the boards. Laminated cladding boards may have one under-thickness lamina up to 3/16" depth on the backs of the boards, provided the function of the product is not compromised (ie: boards fit together correctly and sit flat on a wall).

Vulcan Cladding Vertical Grain Dimensions and Milling:

NOTE: CUSTOM WIDTH, LENGTHS AND MILLINGS AVAILABLE UPON REQUEST - CONTACT reSAWN TO DISCUSS

WB10

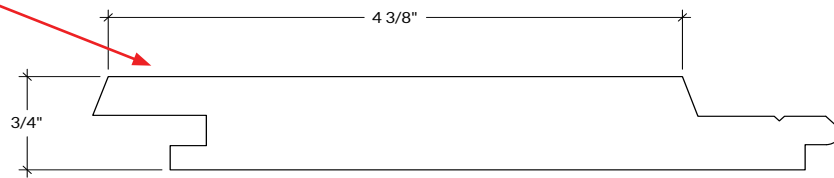
STANDARD DIMENSIONS:

+/- 3/4" thick X +/- 5" wide X 6'-16' random lengths

FACE:

- STERLING, GRAPHITE, NERO, PATINA, PEARL, STRAW, TEAK, WALNUT, EGRET, SiOO:X, and NATURAL have a Fine Sawn Face
- MYNAH, TUI, WARBLER, WEKA, OSPREY, KERERŪ, and KāREAREA have a Smooth Face
- Arrows indicate face of profile - be sure to install correctly

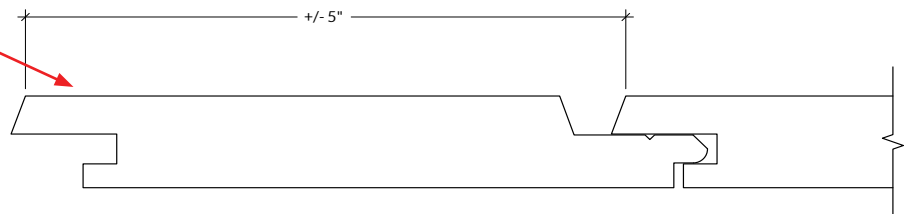
WB10



BACK:

Fine Sawn WB10 **backs** are smooth

Smooth Face WB10 **backs** are textured



Vulcan Cladding Vertical Grain Dimensions and Milling:

NOTE: CUSTOM WIDTH, LENGTHS AND MILLINGS AVAILABLE UPON REQUEST - CONTACT reSAWN TO DISCUSS

TONGUE & GROOVE

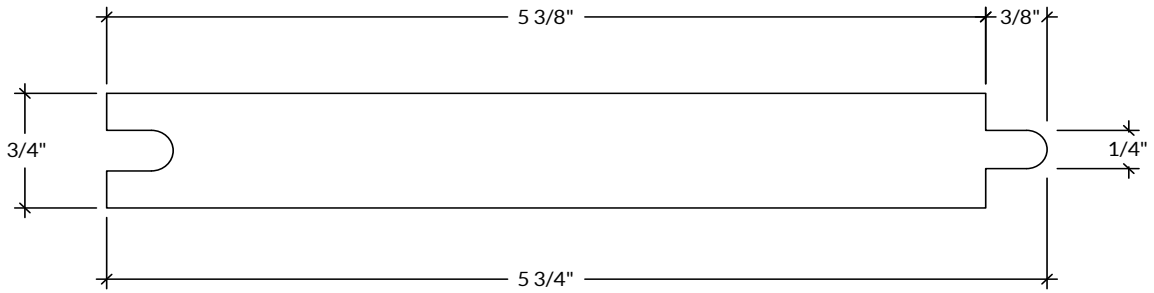
STANDARD DIMENSIONS:

- +/- 3/4" thick X +/- 5-3/8" wide X 6'-16' random lengths
- +/- 3/4" thick X +/- 6-5/8" wide X 6'-16' random lengths
- +/- 11/16" thick X +/- 5" wide X 6'-17.7' random lengths - Applies to Light Character Only

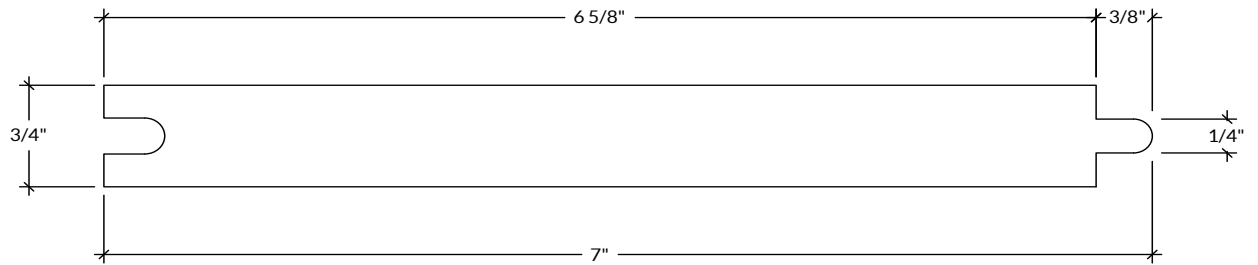
FACE:

- STERLING, GRAPHITE, GRAPHITE LC, NERO, NERO LC, PATINA, PATINA LC, PEARL, PEARL LC, STRAW, STRAW LC, TEAK, TEAK LC, WALNUT, WALNUT LC, EGRET, SiOO:X, NATURAL, and NATURAL LC have a Fine Sawn Face.
- MYNAH, TUI, WARBLER, WEKA, OSPREY, KaREAREA, and KERURŪ have a Smooth Face
- Products have a unique face and back. Ensure board faces are installed facing out. Compare to submittal samples on site prior to installation.
- NOTE: Drawings are not to scale

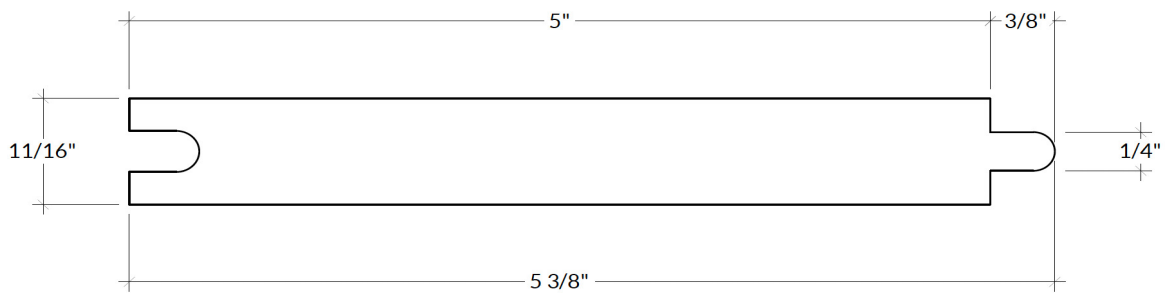
T&G



T&G



T&G - Light Character Only



Vulcan Cladding Vertical Grain Dimensions and Milling:

NOTE: CUSTOM WIDTH, LENGTHS AND MILLINGS AVAILABLE UPON REQUEST - CONTACT reSAWN TO DISCUSS

SEM (SQUARE EDGE MODIFIED)

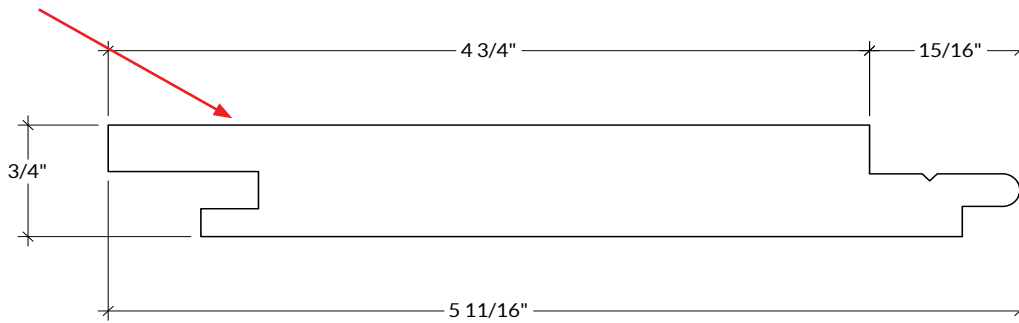
STANDARD DIMENSIONS:

- +/- 3/4" thick X +/- 4-3/4" wide X 6'-16' random lengths
- +/- 3/4" thick X +/- 6-1/16" wide X 6'-16' random lengths

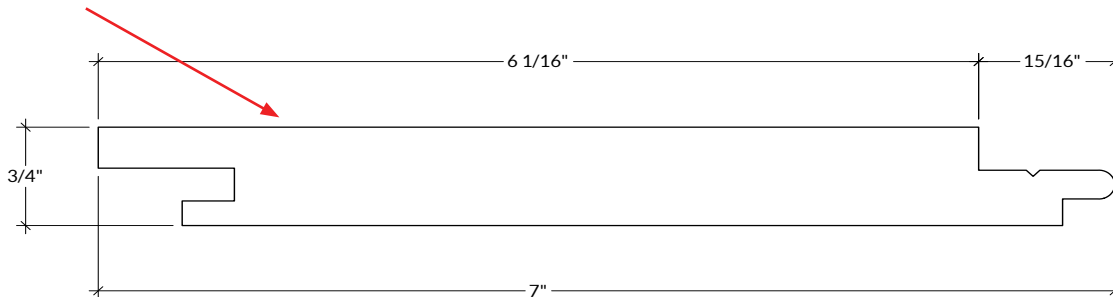
FACE:

- GRAPHITE, NERO, PATINA, PEARL, STRAW, TEAK, WALNUT, SiOO:X, and NATURAL have a Fine Sawn Face
- MYNAH, TUI, WARBLER, WEKA, and KāREAREA have a Smooth Face
- Arrows indicate face of profile - be sure to install correctly
- These profiles are only approved for VERTICAL wall application only and should not be used in horizontal applications.
- NOTE: Drawings are not to scale

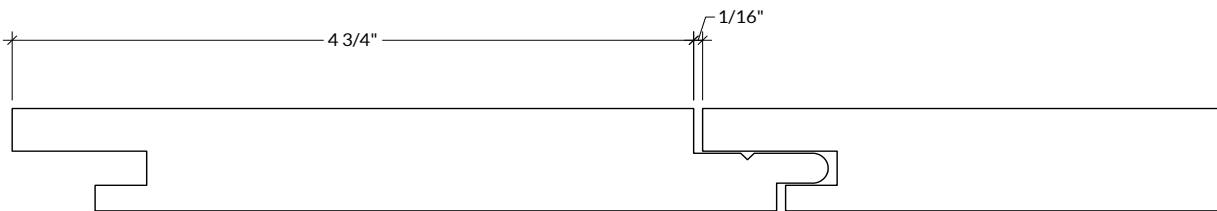
SEM



SEM



SEM



Vulcan Cladding Vertical Grain Dimensions and Milling:

NOTE: CUSTOM WIDTH, LENGTHS AND MILLINGS AVAILABLE UPON REQUEST - CONTACT reSAWN TO DISCUSS

SEM-FLR (SQUARE EDGE MODIFIED - FINE LINE REVEAL)

STANDARD DIMENSIONS:

+/- 3/4" thick X +/- 4-3/4" wide X 6'-16" random lengths

+/- 3/4" thick X +/- 6-1/16" wide X 6'-16" random lengths

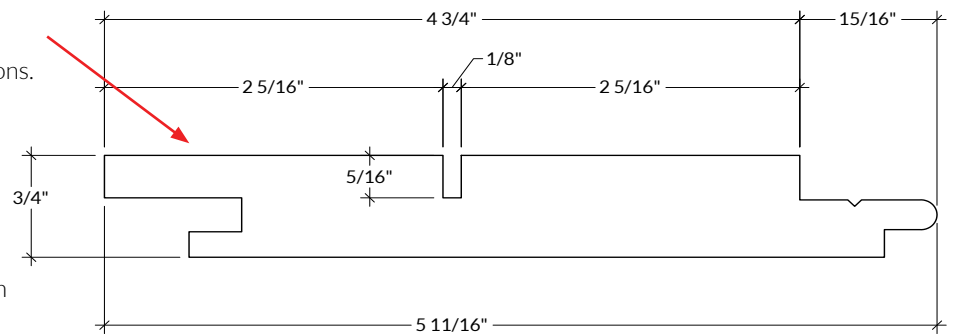
FACE:

- GRAPHITE, NERO, PATINA, PEARL, STRAW, TEAK, WALNUT, SiOO:X, and NATURAL have a Fine Sawn Face
- MYNAH, TUI, WARBLER, WEKA, and KāREAREA have a Smooth Face
- Not available for STERLING, EGRET, KERERŪ and OSPREY
- Arrows indicate face of profile - be sure to install correctly

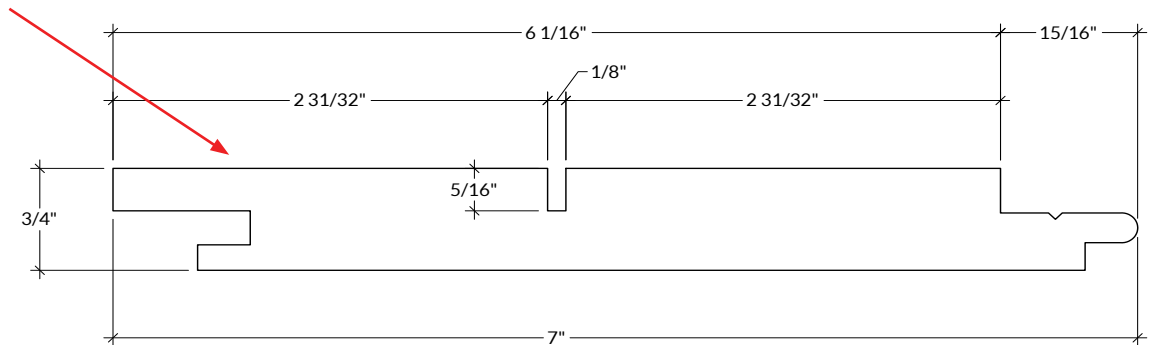
- These profiles are only approved for VERTICAL wall application only and should not be used in horizontal applications.
- SEM-FLR profiles should be installed with a 1/8" expansion gap between boards. A 1/8" gap aligns with the width of the fine line cut into the face of the boards ensuring a uniform approach upon completion of installation. Typical shim used by installers to maintain 1/8" expansion gap: BARWALT SHIM

NOTE: Drawings are not to scale

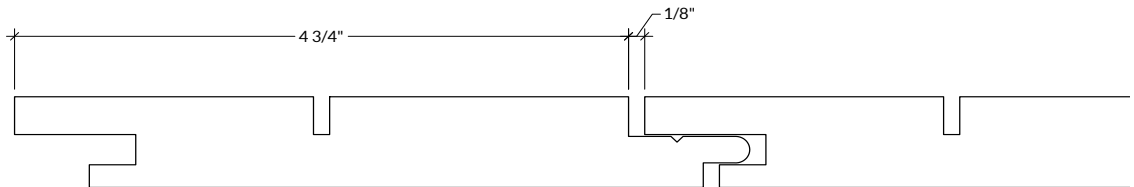
SEM-FLR



SEM-FLR



SEM-FLR



Vulcan Cladding Vertical Grain Dimensions and Milling:

NOTE: CUSTOM WIDTH, LENGTHS AND MILLINGS AVAILABLE UPON REQUEST - CONTACT reSAWN TO DISCUSS

S4S

STANDARD DIMENSIONS:

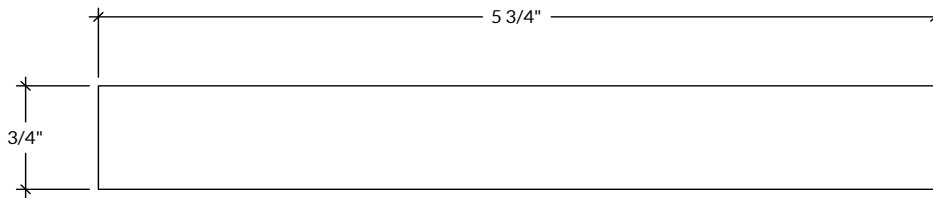
+/- 3/4" thick X +/- 5-3/4" wide X 6'-16' random lengths

+/- 3/4" thick X +/- 7" wide X 6'-16' random lengths

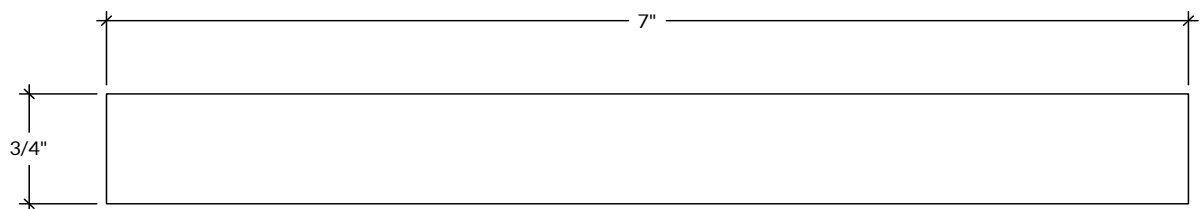
FACE:

- STERLING, GRAPHITE, NERO, PATINA, PEARL, STRAW, TEAK, WALNUT, EGRET, SiOO:X, and NATURAL have a Fine Sawn Face
- MYNAH, TUI, WARBLER, WEKA, OSPREY, KāREAREA, and KERURŪ have a Smooth Face
- Products have a unique face and back. Ensure board faces are installed facing out. Compare to submittal samples on site prior to installation.
- NOTE: Drawings are not to scale

S4S



S4S



Vulcan Cladding Flat Sawn Dimensions and Milling:

NOTE: CUSTOM WIDTH, LENGTHS AND MILLINGS AVAILABLE UPON REQUEST - CONTACT reSAWN TO DISCUS

Tongue & Groove, S4S

STANDARD DIMENSIONS:

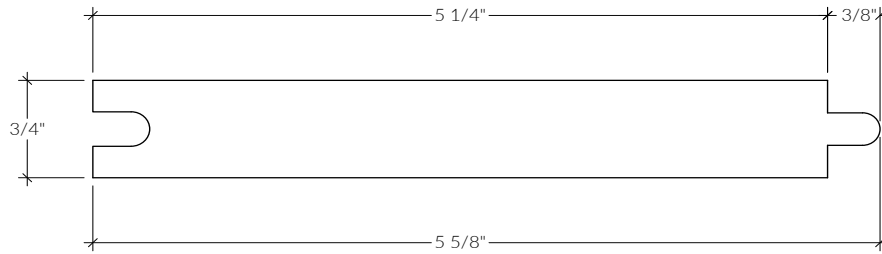
(T&G) +/- 3/4" thick X +/- 5-1/4" wide X 6'-16' random lengths

(S4S) +/- 3/4" thick X +/- 5-5/8" wide X 6'-16' random lengths

FACE:

- TAUHARA, CALDERA, TARANAKI, GISBORNE, CANTERBURY, WAIKATO, and MANAWATU have a Flat Sawn face with a smooth texture
- Products have a unique face and back. Ensure board faces are installed facing out. Compare to submittal samples on site prior to installation.
- NOTE: Drawings are not to scale

T&G



S4S

